



# COOL CAPS INDUSTRIES LIMITED

Regd. Office : 23, Sarat Bose Road, 1st Floor, Suite - 1C, Kolkata - 700 020, W.B., India  
Ph. : 033 4070 3238, E-mail : [accounts@coolcapsindustries.in](mailto:accounts@coolcapsindustries.in) / [cs@coolcapsindustries.in](mailto:cs@coolcapsindustries.in)  
CIN : L27101WB2015PLC208523

SYMBOL: COOLCAPS  
ISIN: INE0HS001010

Dated: 13.11.2023

To,

The Manager-Listing Department,  
The National Stock Exchange of India Limited,  
Exchange Plaza, NSE Building,  
Bandra Kurla Complex, Bandra East,  
Mumbai-400 051

Subject: Investors Presentation.

Respected Sir / Madam,

In terms of Regulation 30 read with Para A of Part A of Schedule III to the SEBI (Listing Obligations and Disclosure Requirements) Regulations, 2015, we hereby submit enclosed Investor Presentation on the business and operation of the Company. This aforesaid Press Release is also available on the company's website <http://coolcapsindustries.in/>

Kindly take the above information on your records and disseminate.

Thanking you,

For Cool Caps Industries Limited



Rajeev Goenka  
Chairman and Managing Director  
DIN: 00181693



# COOL CAPS INDUSTRIES LTD

THE PERFECT CLOSURE FOR YOUR BOTTLE

H1'FY24

INVESTOR PRESENTATION





# Disclaimer

This document has been prepared for information purposes only and is not an offer or invitation or recommendation to buy or sell any securities of Cool Caps Industries Ltd ("Cool Caps", "Company"), nor shall part, or all, of this document form the basis of, or be relied on in connection with, any contract or investment decision in relation to any securities of the Company. This document is strictly confidential and may not be copied, published, distributed or transmitted to any person, in whole or in part, by any medium or in any form for any purpose. The information in this document is being provided by the Company and is subject to change without notice. The Company relies on information obtained from sources believed to be reliable but does not guarantee its accuracy or completeness. This document contains statements about future events and expectations that are forward-looking statements. These statements typically contain words such as "expects" and "anticipates" and words of similar import. Any statement in this document that is not a statement of historical fact is a forward looking statement that involves known and unknown risks, uncertainties and other factors which may cause our actual results, performance or achievements to be materially different from any future results, performance or achievements expressed or implied by such forward-looking statements. None of the future projections, expectations, estimates or prospects in this document should be taken as forecasts or promises nor should they be taken as implying any indication, assurance or guarantee that the assumptions on which such future projections, expectations, estimates or prospects have been prepared are correct or exhaustive or, in the case of the assumptions, fully stated in the document. The Company assumes no obligations to update the forward-looking statements contained herein to reflect actual results, changes in assumptions or changes in factors affecting these statements. You acknowledge that you will be solely responsible for your own assessment of the market and the market position of the Company and that you will conduct your own analysis and be solely responsible for forming your own view of the potential future performance of the business of the Company.



# Contents

## 1 About Us

- Company Background
- Lead Management
- Journey

## 2 Business Overview

- Organisation Structure; Business Mix
- Product Portfolio; Raw Material to Finished Goods
- Business Units; Business Operations
- One Stop Solution – Beverage Packaging
- CAPEX & Capacity; Geographical Presence
- Recycling; Recycling Strategy
- Clientele; SWOT Analysis
- Competitive Strengths

## 3 Industry Overview

- Why PET?
- Plastic Industry
- Benefits of Recycling

## 4 Financial Highlights

- Performance Highlights & Financial Summary
- Income Statement
- Balance Sheet
- Performance Charts

## 5 Way Forward

- Proposed Business Structure
- Expansion & Process Integration





# About Us

**November, 2015**

Incorporation

**March, 2022**

IPO

**Kolkata, West Bengal**

Head Office

**Pan India**

Presence & Distribution Network

Cool Caps Industries Ltd. is mainly engaged in the business of manufacturing of a wide range of Plastic Bottle Caps and closures, and also trade in Shrink films.

## Manufacturing Units:

Kolkata, West Bengal.

Kotdwar, Uttarakhand.

Kotdwar, Uttarakhand.

Nalbari, Assam (upcoming)

Siddipet, Telangana (upcoming)

## Mission:

Our mission is to consistently work on innovative ideas and products adhering to global standards in the caps & closure segment. We plan to do this by ensuing best industry practices in all our manufacturing facilities & achieving our long-term goals.

We aspire to be a “One Stop Solution” provider for the beverage industry for their primary and secondary packaging needs.

## Wholly Owned Subsidiaries



### Purv Technoplast

Acquired on: **March, 2021**

Location: **Nalbari (Assam)**

### Purv Ecoplast

Acquired on: **March, 2021**

Location: **Kolkata (West Bengal)**

**Nalbari (Assam)**

### Purv Packaging

Acquired on: **March, 2021**

Location: **Kolkata (West Bengal)**

**Nalbari (Assam)**



# Lead Management



**Sri Rajeev Goenka**

**Managing Director**

- 30+ years of experience in the Indian Plastic Packaging Industry.
- He completed his graduation from University of Kolkata and successfully completed his ICWA in 1993.
- The foundation of our business was laid down by Mr. Rajeev Goenka, who ventured into plastic industry back in 1992 when he floated his first company by the name of “Rajeev Trading & Holdings Private Limited” with his father Late Sajan Kumar Agarwala.
- Responsible for strategic planning & execution, procuring business & sales. He controls the overall business functions of the company.
- Since its incorporation, he spearheaded the business of the Company with his leadership and supervision. He has been instrumental in the growth of our business.



# Lead Management



**Mr. Vanshay Goenka**

**Non-Executive Director**

- 9+ years of overall experience including work experience in Advisory Services with Ernst & Young LLP for ~3.5 years.
- He completed his ISB-EY programme in General Management from Indian School of Business, Hyderabad and Bachelor of Commerce (Honors) from St. Xavier's College, Kolkata.
- He joined as a Director of the company in 2016.
- He is proficient in setting up the marketing strategy and identifying new opportunities.
- He is responsible for overall functioning of marketing department which plays a vital role in promoting the business and mission of the company.



# Our Journey

**1994**

Started as S.R Enterprises, a proprietorship firm, trades in chemicals & petro products.

**2007**

Purv Flexipack commenced its operations at Guwahati.

**2017**


Formed Cool Caps Industries Pvt. Ltd. to start the first manufacturing unit for production of plastic caps for PET bottle for packaged water in West Bengal.

**2021**

Purv Packaging commenced manufacturing of Anti Microbial Polyester Films at Howrah, West Bengal.  
Purv Ecoplast commenced manufacturing of Shrink Films at Howrah, West Bengal.

**2023**

Cool Caps Industries Ltd registered land at Nalbari, Assam & Siddipet, Telangana for upcoming units & will be starting 4<sup>th</sup> Unit at Nalbari, Assam.



**2005**

Purv Flexipack Pvt. Ltd., flagship company incorporated with a view to corporatize the business activity.

**2015**

Started Purv International School at Durgapur, West Bengal.  
Purv Films started manufacturing multilayer polyfilm, shrink film & window metalizing film.

**2020**

Started the 2<sup>nd</sup> manufacturing unit of plastic caps for PET bottle at Uttarakhand.  
Incorporated Purv Ecoplast.  
Incorporated Purv Technoplast.  
Incorporated Purv Packaging.

**2022**

Listing of Cool Caps Ind Ltd. on SME Emerge Platform of NSE.  
3rd manufacturing unit of Cool Caps at Kotdwar, Uttarakhand.





# Business Overview

## Cool Caps Industries Limited

### Purv Technoplast (Subsidiary)

#### Recycling Activity Commencing: (from Q4'FY24)

- Procurement of Waste PET Bottles
- Sorting, washing, cleaning & crushing of Procured Waste PET Bottles
- Converting cleaned waste PET bottles to RPET Flakes



Converting waste PET bottles into RPET Flakes

### Purv Ecoplast (Subsidiary)

#### Current Activity:

- Manufacturing of Shrink Films (Capacity: 200 tonnes p.m.) and Zip Lock Bags.

#### Proposed Activity:

- Production of RPET Chips (Capacity: 1500 tonnes p.m.)
- Installation of multilayer flexible film line to produce multilayer flexible film



Proposed production of RPET Chips from RPET Flakes

#### Current Activity:

- Manufacturing of -
  - Alaska Caps & CSD Caps (Capacity: 180 Mn caps p.m.)
  - 5 Ltr & 10 Ltr PET Preforms (Capacity: 45 tonnes p.m.)
  - 2 Ltr & 5 Ltr PET Bottle Handles (Capacity: 15 tonnes p.m.)
- Trading of Shrink Films

#### Proposed Activity:

- Manufacturing of 500ml and 1Ltr PET Bottle Preforms, handles for 2 Ltr bottle & caps for 20 Ltr jars



Proposed manufacturing of Preforms from RPET Chips

### Purv Packaging (Subsidiary)

#### Current Activity:

- Production of anti-microbial polyester films

#### Proposed Activity:

- Printing of Labels (Machinery proposed to be installed)

One Stop Solution for Beverage Packaging



# Business Mix

## Manufacturing Plastic Bottle Caps

---

Our company is mainly engaged in the business of manufacturing of a wide range of Plastic Bottle Caps & Closures, PET Preforms, Plastic handles, etc.

Over the past couple of years, our company has outgrown itself into a distinguished large scale organization specializing in pet bottle caps of various shapes, sizes and colors along with cap handles having plentiful applications.

## Trading in Shrink Film

---

This product has a demand within our existing customer base and therefore, to provide one-stop solution to their needs, we had started selling this product.

Shrink films are manufactured by our associate concern, Purv Films Private Limited & subsidiary, Purv Ecoplast Private limited.

The market for shrink film demand is growing and a lot of bottling/ beverages companies are shifting from corrugated boxes on account of its own benefits.





Current

Upcoming

Proposed

# Product Portfolio



Mineral Water  
Bottle Caps



Shrink Films




RPET Flakes



Juice Bottle Caps



Preforms



RPET Chips/  
Granules



Soda Bottle Caps



Multilayer Flexible  
Packaging



Bottle Handles

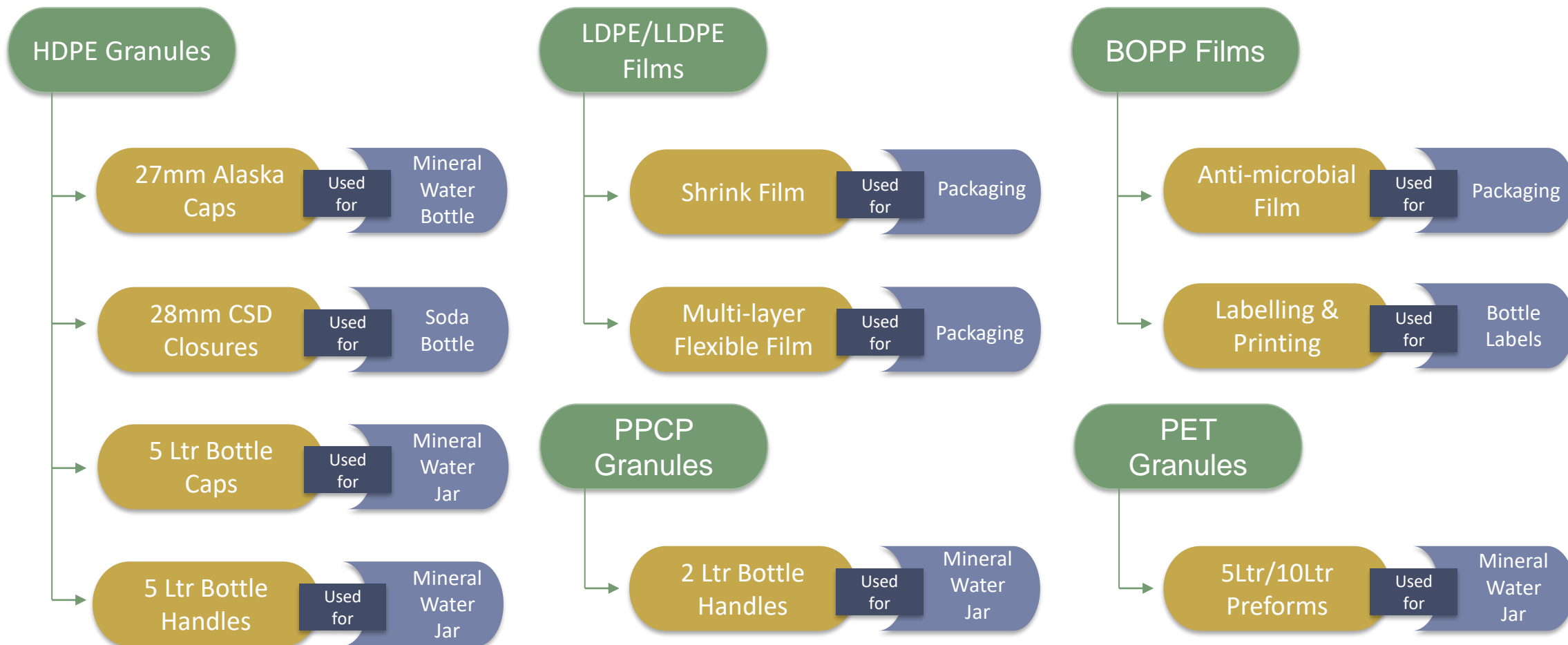


Zip Lock Bags

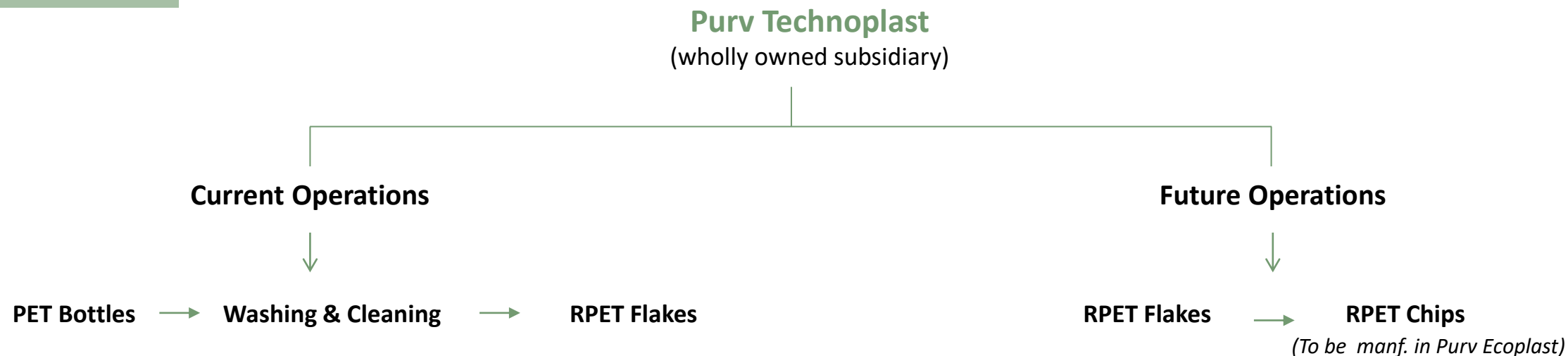
Company is expanding its existing capacity of current products along with new products being introduced.



# Raw Material to Finished Goods



# Business Unit (1/4)



## Demographics:

Location: **Nalbari (Assam)**

Operational From: **Q4'FY24**

Capex: **Rs 450mn (Including Land)**

Vision: **Make PET Chips & Preforms**


Way Forward: **Own Collection  
Centre for waste PET bottles**

## Business Operations:

- RPET Flakes will be sold in the open market once operations begin from Q4'FY24 at Nalbari, Assam
- The RPET flakes will be supplied to Purv Ecoplast, once manufacturing operation of RPET Chips commences by April 2025.
- Also setting up a unit to granulate the caps that come with these bottles to convert it into chips & granulate and sell it in the open market. Our own collection centres for waste PET bottles will help enhance the quality and also help in reducing the cost.
- LOI received from a large company to purchase 600 MT PET flakes per month.



# Business Unit (2/4)



## Demographics:

Location: **Howrah (West Bengal)**

Operational Since: **Feb, 2022**

Manufacturing Operations: **Shrink Films**

Capacity: **200 Tonnes per month**

Expansion: **Capacity by 200 Tonnes per month (Q4'FY24)**

## Business Operations:


- Manufacturing & Sale of Shrink Films from LDPE/LLDPE (imported from foreign countries or purchased from suppliers in India).
- Every month 200 Tonnes of shrink film being sold in the market by Purv Ecoplast
- Going forward RPET chips will be made from RPET Flakes obtained from Purv Technoplast Pvt. Ltd.
- The RPET chips will be supplied to external clients & Cool Caps Industries Ltd.
- 80% direct sales of RPET chips to customers & 20% to Cool Caps Industries.





# Business Unit (3/4)

## Cool Caps Industries Ltd



### Demographics:

Location: **Howrah (West Bengal) & Kotdwar (Uttarakhand)**

Operational Since: **Mar, 2017**

Manufacturing Operations: **Alaska & CSD Caps**

Capacity: **180mn caps per month**


Expansion: **New Unit in Nalbari (Assam) & Siddipet (Telangana)**

### Business Operations:

- Manufacturing of 27mm Alaska Caps & CSD Caps (Plain, Printed, Embossed & Debossed) of various shapes, sizes & Colours.
- Manufacturing of 5 ltr & 10 ltr preforms from PET granules (Capacity: 45 tonnes per month)
- Manufacturing of 2 ltr Bottle Handles from PCPP Granules and 5 ltr bottle handles from HDPE Granules (Capacity: 15 tonnes per month).
- Plastic granules are used for inhouse manufacturing of products.
- Going forward Preforms will be manufactured from RPET Chips supplied from Purv Ecoplast. Also, 500ml and 1 ltr PET Bottle Preforms, handles for 2 ltr bottle & caps for 20 ltr jar is proposed to be added to the product catalogue.
- Other than preforms; pouching products, various categories of caps which includes aseptic cap, flip Top cap, lubricant oil cap, sprout cap & country liquor cap will be produced.



# Business Unit (4/4)



## Demographics:

Location: **Howrah (West Bengal)**

Operational Since: **Dec 2021**

Manufacturing Operations: **Anti – Microbial Polyester Films**

Capacity: **300 tonnes p.m.**

Expansion: **Printing of Labels by FY25 (Nalbari, Assam)**

## Business Operations:

- Production of anti-microbial polyester films from BOPP films.
- Printing Machinery will be installed to kick start the process of Label Printing
- Printing of Labels proposed to be operational by FY25 (Capex: Rs.50 Mn)
- Label printing will have a potential to generate 2x revenue of planned Capex.
- With the supply of printed labels, Cool Caps Industries Ltd. will become one stop solution in beverage packaging for existing as well as potential clients.



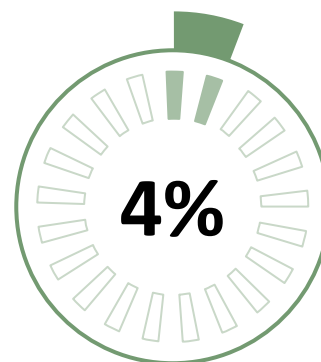
# Business Operations

## Presence across the value chain for FMCG Packaging



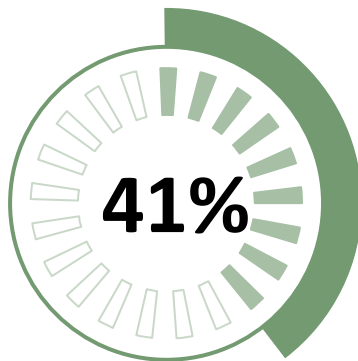
### Manufacturing

- Caps & Closures
- Bottle Preforms
- LDPE Film
- Shrink Wrap



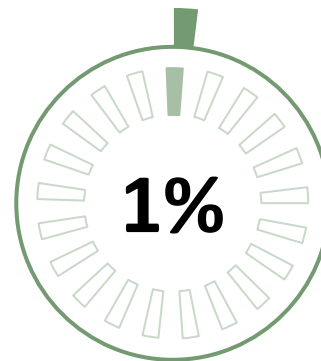
### Printing

- Rotogravure Printing Machine.
- Flexo Printing Machine with 8 colours.



### Distribution

- PET, CPP & BOPP Films
- Inks
- Adhesives
- Master batch
- Others



### Pouching


- Plain, stand up, side seal, spout, zipper pouches.
- LD zip lock pouch
- Biryani Bags
- Window Metallized

# One Stop Solution - Beverage Packaging

#1	21%	Mineral Water Caps	<ul style="list-style-type: none"> <li>• 27 MM Alaska Caps with a capacity of 2170 Mn caps p.a.</li> <li>• Printed &amp; Embossed</li> <li>• Through compression molding machine</li> </ul>
#2	4%	CSD (Caps)	<ul style="list-style-type: none"> <li>• CSD- 1 pc / 2 pc</li> <li>• Capacity of 300 Mn caps p.a.</li> <li>• Through compression molding machine</li> </ul>
#3	3%	Preforms	<ul style="list-style-type: none"> <li>• 5 Litre Jar: 3.46 Mn pieces p.a.</li> <li>• 10 Litre Jar: 0.58 Mn pieces p.a.</li> </ul>
#4	2%	Handles	<ul style="list-style-type: none"> <li>• 2 Litre Handle: 23.04 Mn pieces p.a.</li> <li>• 5 Litre Handle: 3.84 Mn pieces p.a.</li> </ul>
#5	16%	Shrink Wrap	<ul style="list-style-type: none"> <li>• Printed Shrink Films</li> <li>• Through Windsor machine with capacity of 2400 tonnes p.a.</li> </ul>




# CAPEX & Capacity




**INR 800 Million**

- **Setup of New Unit at Nalbari, Assam for converting RPET Flakes to RPET Chips**
- Operational from April 2025 onwards
- Proposed Capacity – 18000 Tonnes Per Annum




**INR 600 Million**

- **Setup of New units in Assam & Telangana**
- **Manufacturing of Bottle Caps & Jars**
- Additional Capacity
  - Alaska Caps – 1680 Million Caps Per Annum
  - 20 Litre Jar & Caps – 60 Tonnes Per Annum



**INR 450 Million**

- **Setup of New units in Assam (incl. Land)**
- **Washing of Waste PET Bottles & Manufacturing of RPET Flakes**
- Operation Commencing from Q4'FY24



**INR 50 Million**

- **Installation of Printing Machinery for printing of Labels**
- Lead Time – 18 Months
- 2x Asset Turnover Per Annum



**INR 25 Million**

- **Capacity Expansion for Manufacturing Shrink Films (Installation of New Machinery)**
- Current Capacity – 2400 Tonnes Per Annum
- Additional Capacity – 2400 Tonnes Per Annum



# Geographical Presence



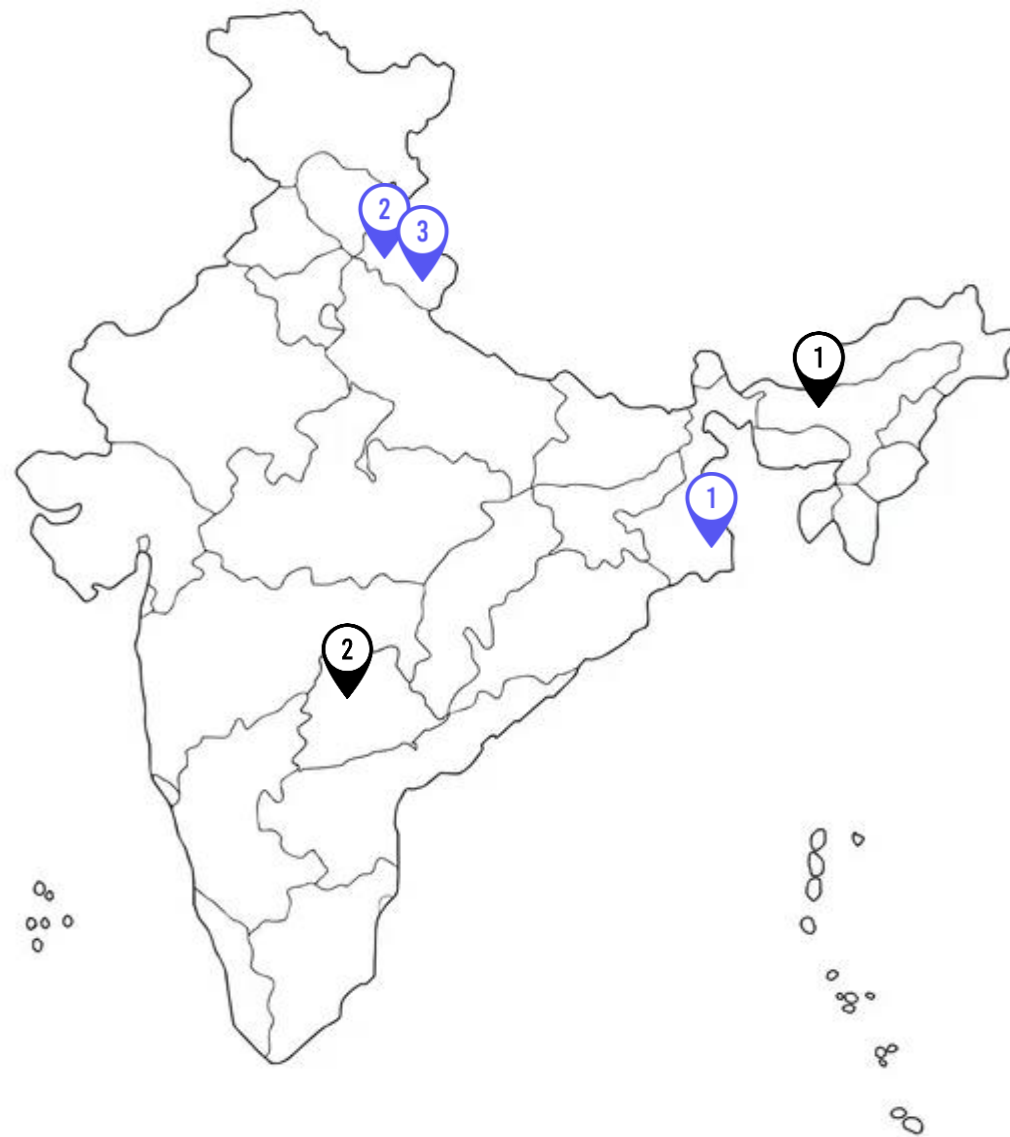
## Operational Locations

- 28 years in business from S.R Enterprises to Cool Caps Industries Limited. 5+ years of experience in manufacturing.
- Cool Caps Industries Ltd. have a widespread network of 3 manufacturing units, 1 corporate office from and 2 branch offices North to East.
- Purv Ecoplast Pvt. Ltd. Have 1 manufacturing unit in West Bengal.
- Purv Packaging Pvt. Ltd. Have 1 manufacturing unit in West Bengal



## Upcoming Locations

- New units being setup in Nalbari, Assam & Siddipet, Telangana





# Recycling

## FDA approved fully automated PET Bottle Recycling Facility in Nalbari, Assam



The key point of post-consumer PET bottle recycling is the removal percentage of impurity which is mixed in the duration from beverage factory to recycling point.

### Stage I - Purv Technoplast

#### Recycled PET (RPET) Flakes

**Capacity: 50 tons/day**

Use of “Borotech” washing line for conversion of used plastic into bottle grade flakes, for use in making water bottles and packaging for consumables (from Q4’FY24 onwards).

- High quality RPET Flakes
- The food grade line has in-built optical sorters along with online inspection tools

#### Applications:

- RPET Chips
- Packaging Films
- Thermoform Sheets
- Fibre

### Stage II - Purv Ecoplast

#### Recycled PET (RPET) Chips

**Capacity: 50 tons/day**

With the use of advanced mechanical recycling process - recycled PET Flakes are converted into recycled PET Chips, for making preforms.

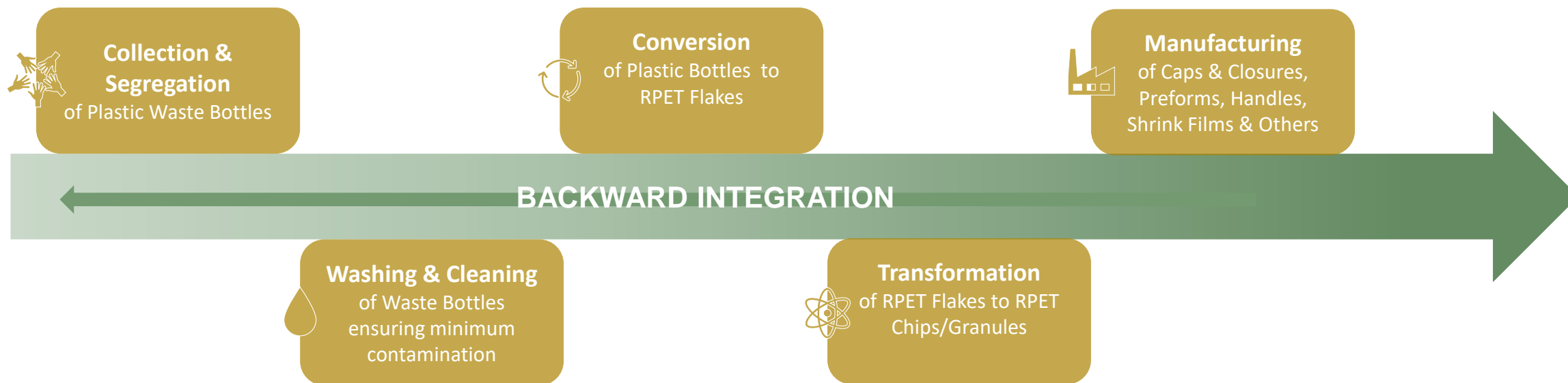
- Completely eliminate the contamination & impurities of the PET Flakes.
- Machines to make near virgin grade RPET chips.

#### Applications:

- Preforms
- Packaging Films
- Thermoform Sheets
- Fibre



# Recycling Strategy



## Plastic Waste Processing:

**From** sourcing of plastic granules from outside for manufacturing caps & closures. **To** undertaking plastic waste process from sourcing of waste plastic bottles to converting it to RPET flakes and further transforming these flakes to RPET Chips/Granules that will be used for manufacturing of packaging products.



## Complete Plastic Packaging Solution:

**From** producing of caps and closures & supplying shrink films and plastic granules. **To** manufacturing of plastic packaging products for beverage industry which ranges from caps, closures, preforms, handles, shrink films & other packaging products offering complete packaging solution under one roof.



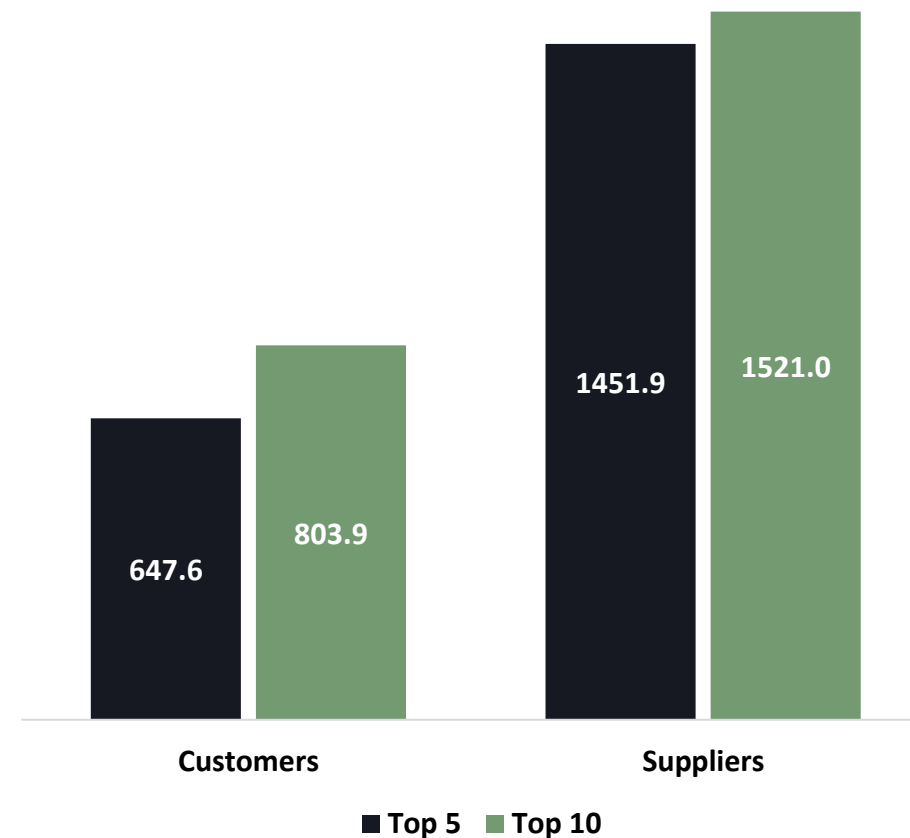


# Clientele

With the growth in the business of these super giants, eventually cool caps will grow with pace, alongside expansion and innovation the future.



## Top Customer & Suppliers (Rs mn)



# SWOT Analysis

## Strengths

- Modern technology plant & machineries, therefore increased efficiency & decreased costs.
- Cordial relations with customers
- In depth knowledge of industry – commercial & technical.
- Experienced Management & Operational Team.
- Enthusiastic success of other group companies.

## Threats

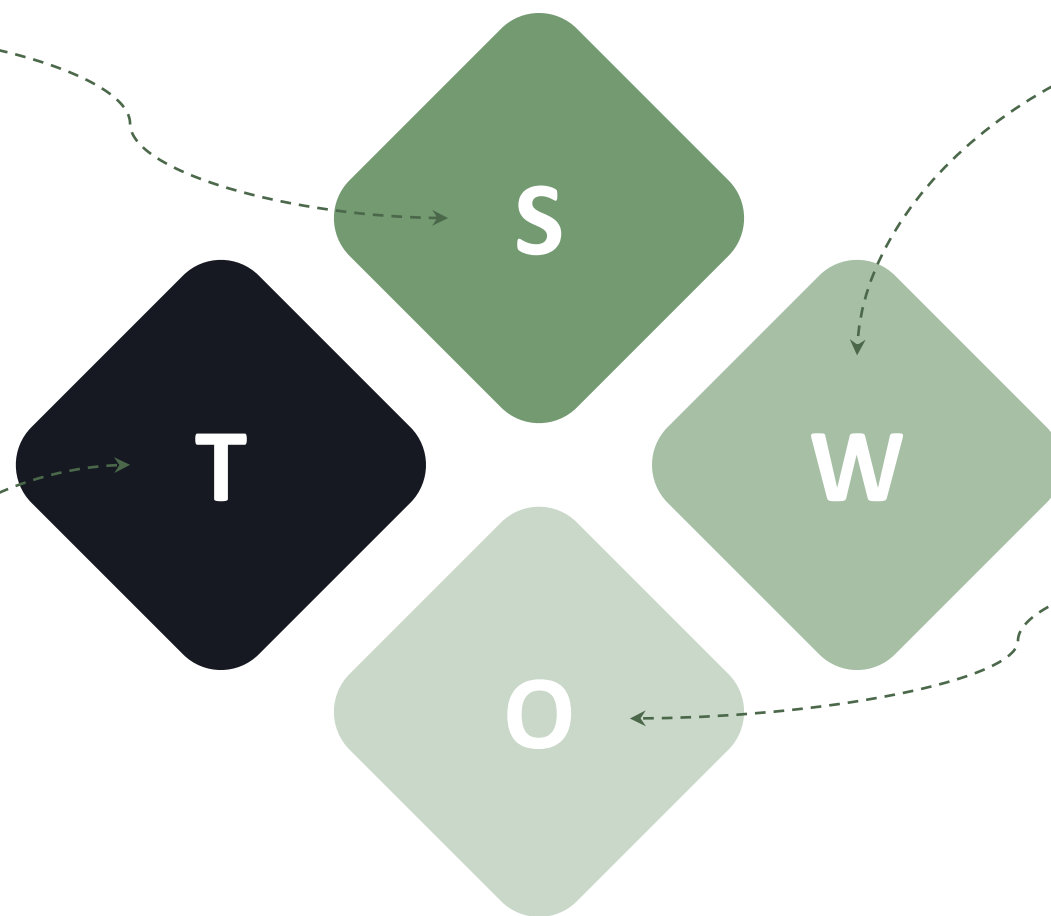
- Competitive Markets
- There are no entry barriers for new businesses.
- Any change in government policy.

## Weaknesses

- Limited reach in the exports market.

## Opportunities

- Availability of raw materials at a relatively cheaper rate.
- Market development by exploring new geographies
- Growing demand for caps & closures.
- End to end manufacturing from recycling of waste PET bottles to bottle preforms and allied products



# Competitive Strengths

## Location

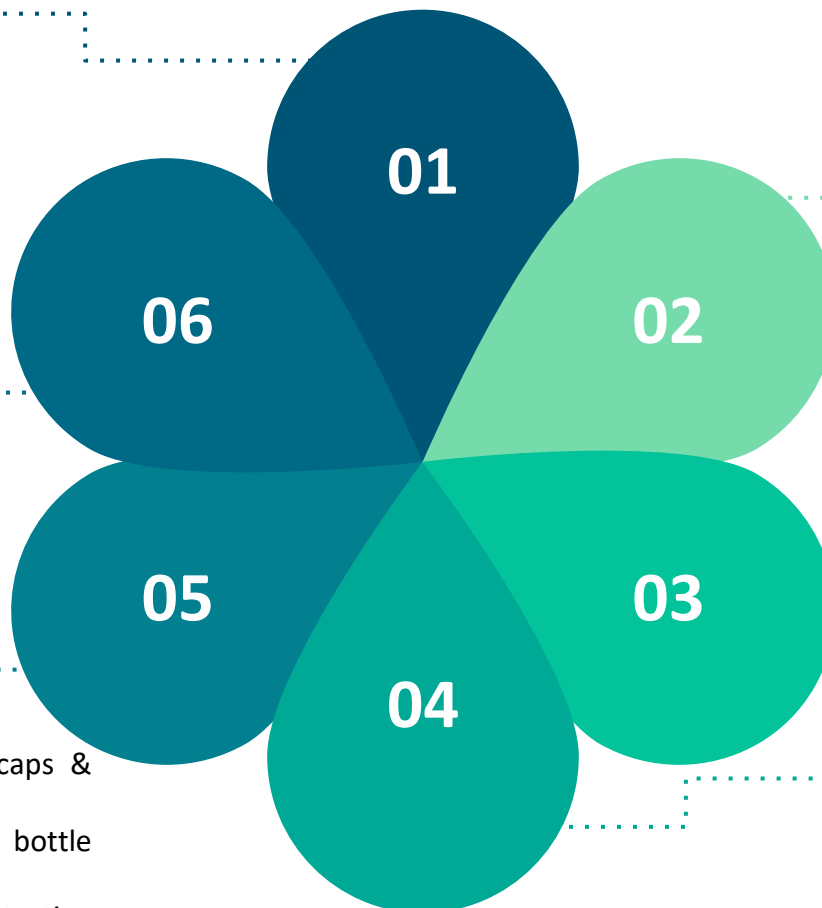
- 1st in North-East to set up a recycling facility for plastic waste
- Ease in import of raw materials from nearby countries like Bangladesh, Bhutan, Myanmar & Nepal
- Multi-location operations spread across the country gaining ease of accessibility
- Saving in sell of RPET & other final products as pre-established customer network

## Legal Compliance

- Adhering to the FSSAI & Safety standards for food grade products making available best quality products to end users

## Technology

- SACMI Inc.'s advanced patented technology for plastic caps & closures from Italy
- Borotech's washing line for converting waste plastic into bottle grade flakes
- Quality Control Lab, well – equipped, with in-house testing equipments



## EPR

- Cool Caps Industries falls in the Category (iv) plastic waste processor with its upcoming project as per the guidelines of MoEFCC, which gives it a leading advantage in recycling plastic waste catering the requirement of brand owners of industry to mandatorily use RPET.
- The available Extended Producer Responsibility (EPR) credits can be sold to other industry players, adding up income of the company YoY

## Carbon Credit

- Recycling plastic waste leading to Environmental Benefits & Increase Carbon Credit Points making it more law compliant to its competitors

## Experience

- 5+ years in PET industry
- Catering to leading corporate giants in food and beverage industry
- One stop solution for beverage industry





# Why PET?

In India, PET resin consumption has grown by an average of 10-12% per year, reaching 1.10 Mn tones per year (TPA) in 2020.

## Why the Global focus is on PET:

- Pet is transparent, reclose-able and can be designed to be reusable with the added advantage of being shatterproof.
- PET is infinitely recyclable.
- PET bottles drive big transportation savings - 1.5 to 2x per truck more than glass bottles.
- 70% less greenhouse gas emissions than other packaging types.
- Produces less product waste due to its resistance to breakage and denting.
- 90% of the PET in U.S that goes into the recycle bin is recycled.

### Market Dynamics

#### Drivers

- Increasing demand for RPET from the F&B Industry.
- Laws & Regulations enforced by governments.

#### Restraints

- Absence of the required framework for plastic waste collection & segregation.
- Fewer treatment plants & lack of expertise.

#### Opportunities

- Increasing Demand for sustainable packaging solutions

#### Challenges

- High costs of recycled plastic.

## The Global Recycled PET Market:

USD 8.9 Bn

2021

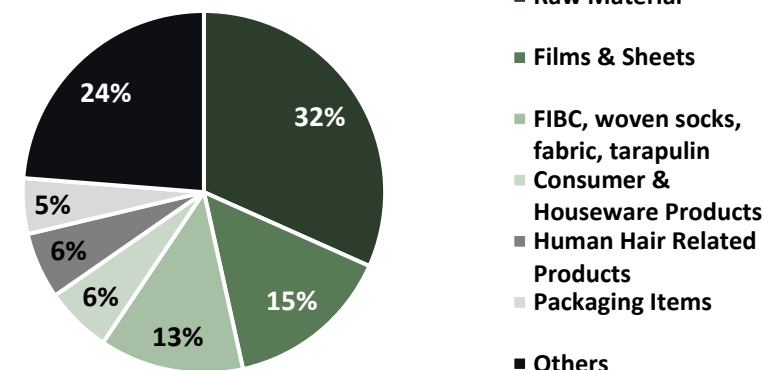


USD 11.7 Bn

2026E

CAGR of 5.7%

## Share of Plastic Exports (%)



# Plastic Industry

Indian plastic industry market is one of the leading sectors in the country's economy.

## Government Initiatives

- The Union Ministry of Commerce and Industry of India targets to increase the plastic exports of the country to US\$ 25 billion by 2025.
  - There are multiple plastic parks are being set up in the country that will help improve the plastic manufacturing outputs of the country.
  - Government initiatives like "Digital India", "Make in India", and "Skill India" will also boost India's Plastic industry.
- 
- India's plastic industry will play a significant role as India sprints towards becoming a global manufacturing hub. Currently, with a renewed focus towards preserving the environment, numerous industries are modifying their plastic to make it environmentally friendly.
  - According to India Plastic Pact's (IPP) Roadmap to 2030, the target is to eliminate all unnecessary plastic waste & items, and make 100% of plastic packaging reusable, recyclable or compostable by year 2030.

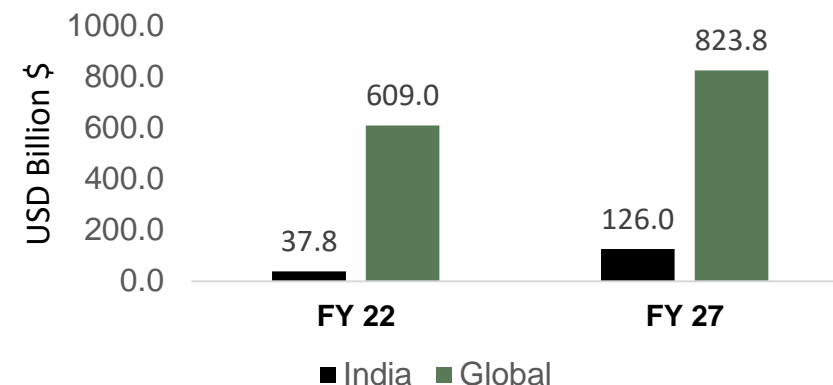
## Key Insights

Global Plastic Production	390.7 Mt
India's share of global plastic use	6.4%
Projected plastics use in India by 2060	160.4 Mt



CAGR 2022 to 2027  
Global Plastic Market Growth

Plastic Industry (USD Bn)



Consumption in India (2020)



# Benefits of Recycling

## Industry Benefits:

Can improve the life of some of the most marginalized communities in India & also create a positive social change.

Boost in Sales due to consumer awareness & government has made it mandatory to use recycled PET.

Companies that use recycled plastic are more likely to attract attention, helping in creating marketing & PR opportunities.

Prepares businesses to comply with current & future legal measure.

Brand Loyalty & sends a positive & encouraging message to the customers.

## Environmental Benefits:

Diminished Reliance on Fossil Fuels.

Reduced use of natural resources

More energy - efficient manufacturing methods

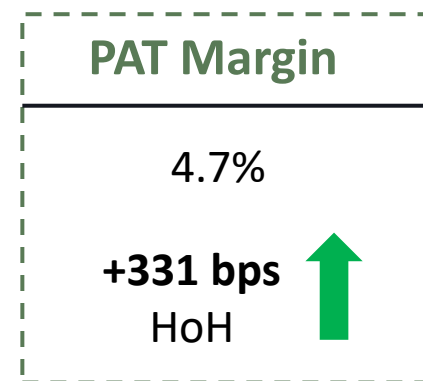
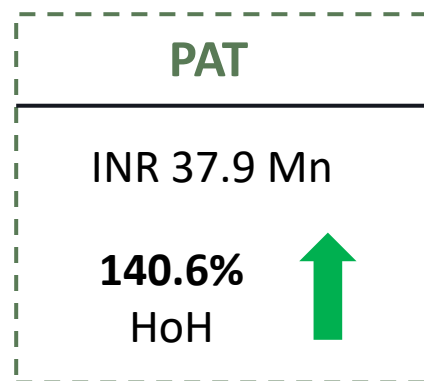

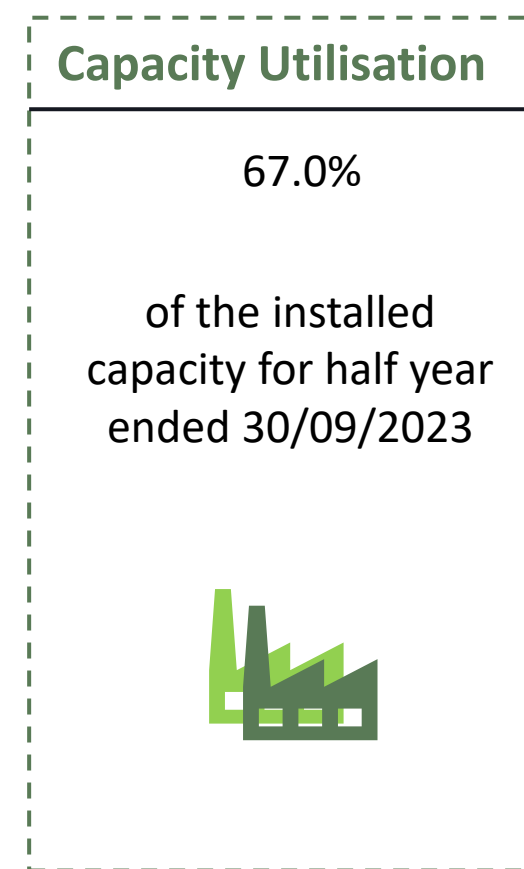

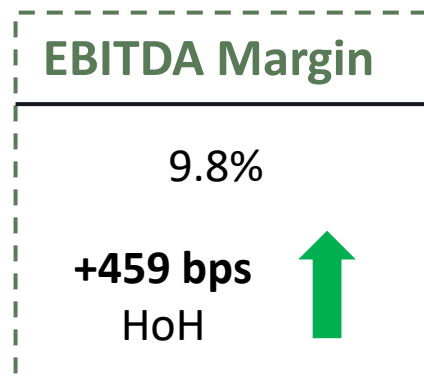
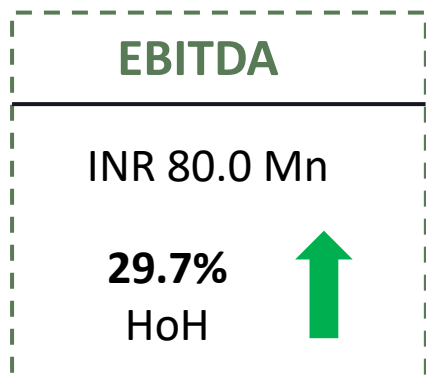
Less Landfills & clearer oceans







# Performance Highlights (H1'FY24 - Consolidated)



HoH = H1'FY24 vs H2'FY23





# Quarterly Income Statement (Consolidated)

Particulars (INR Mn)	H1FY24	H2FY23	H1FY23	YoY%	HoH%	FY23	FY22	YoY%
Revenue from Operations	815.3	1181.1	635.3	28.3	-31.0	1816.4	529.0	243.4
Total Expenditure	735.3	1119.4	556.5	32.1	-34.3	1675.9	452.4	270.4
<b>EBITDA</b>	<b>80.0</b>	<b>61.7</b>	<b>78.9</b>	<b>1.5</b>	<b>29.7</b>	<b>140.6</b>	<b>76.6</b>	<b>83.6</b>
EBITDA Margin (%)	9.8	5.2	12.4	-260 bps	+459 bps	7.7	14.5	-673 bps
Other Income	16.4	8.0	5.7	185.7	104.4	13.8	13.2	4.3
Depreciation	17.0	16.7	14.0	21.0	2.0	30.7	18.5	65.9
<b>Profit Before Interest &amp; Tax</b>	<b>79.4</b>	<b>53.0</b>	<b>70.6</b>	<b>12.6</b>	<b>49.7</b>	<b>123.6</b>	<b>71.2</b>	<b>73.5</b>
Interest	26.4	28.9	16.6	59.1	-8.6	45.5	21.9	107.5
<b>Profit Before Tax</b>	<b>53.0</b>	<b>24.1</b>	<b>53.9</b>	<b>-1.8</b>	<b>119.7</b>	<b>78.1</b>	<b>49.3</b>	<b>58.4</b>
Tax	15.1	8.4	12.6	19.8	80.3	21.0	13.6	53.9
<b>Profit After Tax</b>	<b>37.9</b>	<b>15.8</b>	<b>41.3</b>	<b>-8.3</b>	<b>140.6</b>	<b>57.1</b>	<b>35.7</b>	<b>60.1</b>
PAT Margin (%)	4.7	1.3	6.5	-186 bps	+331 bps	3.1	6.7	-360 bps
<b>Reported Earnings Per Share (Rs)</b>	<b>3.28</b>	<b>1.36</b>	<b>3.58</b>	<b>-8.3</b>	<b>140.6</b>	<b>4.94</b>	<b>4.15</b>	<b>19.0</b>





# Annual Income Statement (Consolidated)

Particulars (INR Mn)	FY20	FY21	FY22	FY23
Revenue from Operations	255.78	311.31	528.98	1816.43
Total Expenditure	195.36	239.73	452.42	1675.87
<b>EBITDA</b>	<b>60.42</b>	<b>71.58</b>	<b>76.56</b>	<b>140.56</b>
EBITDA Margin (%)	23.62	22.99	14.47	7.74
Other Income	1.75	1.67	13.20	13.77
Depreciation	9.33	14.47	18.51	30.72
<b>Profit Before Interest &amp; Tax</b>	<b>52.84</b>	<b>58.79</b>	<b>71.24</b>	<b>123.61</b>
Interest	9.49	18.74	21.94	45.54
Exceptional Items	-	14.03	-	-
<b>Profit Before Tax</b>	<b>43.35</b>	<b>54.08</b>	<b>49.30</b>	<b>78.07</b>
Tax	11.28	8.37	13.63	20.98
<b>Profit After Tax</b>	<b>32.07</b>	<b>45.70</b>	<b>35.66</b>	<b>57.10</b>
PAT Margin (%)	12.54	14.68	6.74	3.14
<b>Earnings Per Share (Rs)</b>	<b>3.36</b>	<b>5.44</b>	<b>4.15</b>	<b>4.94</b>



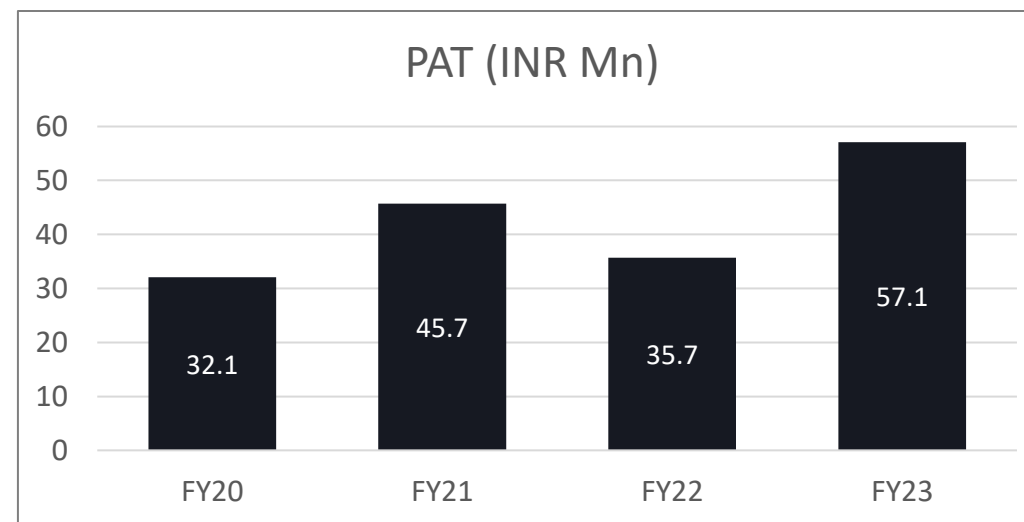
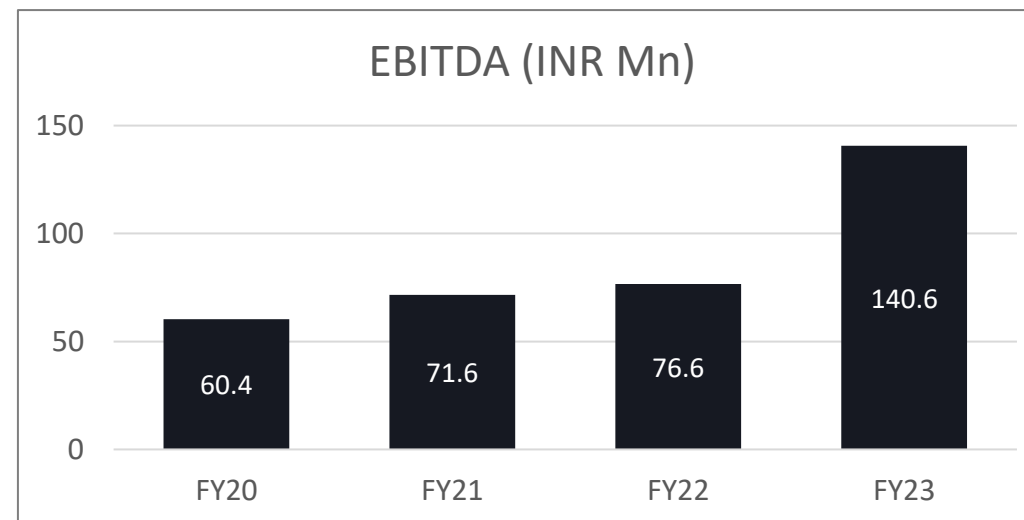
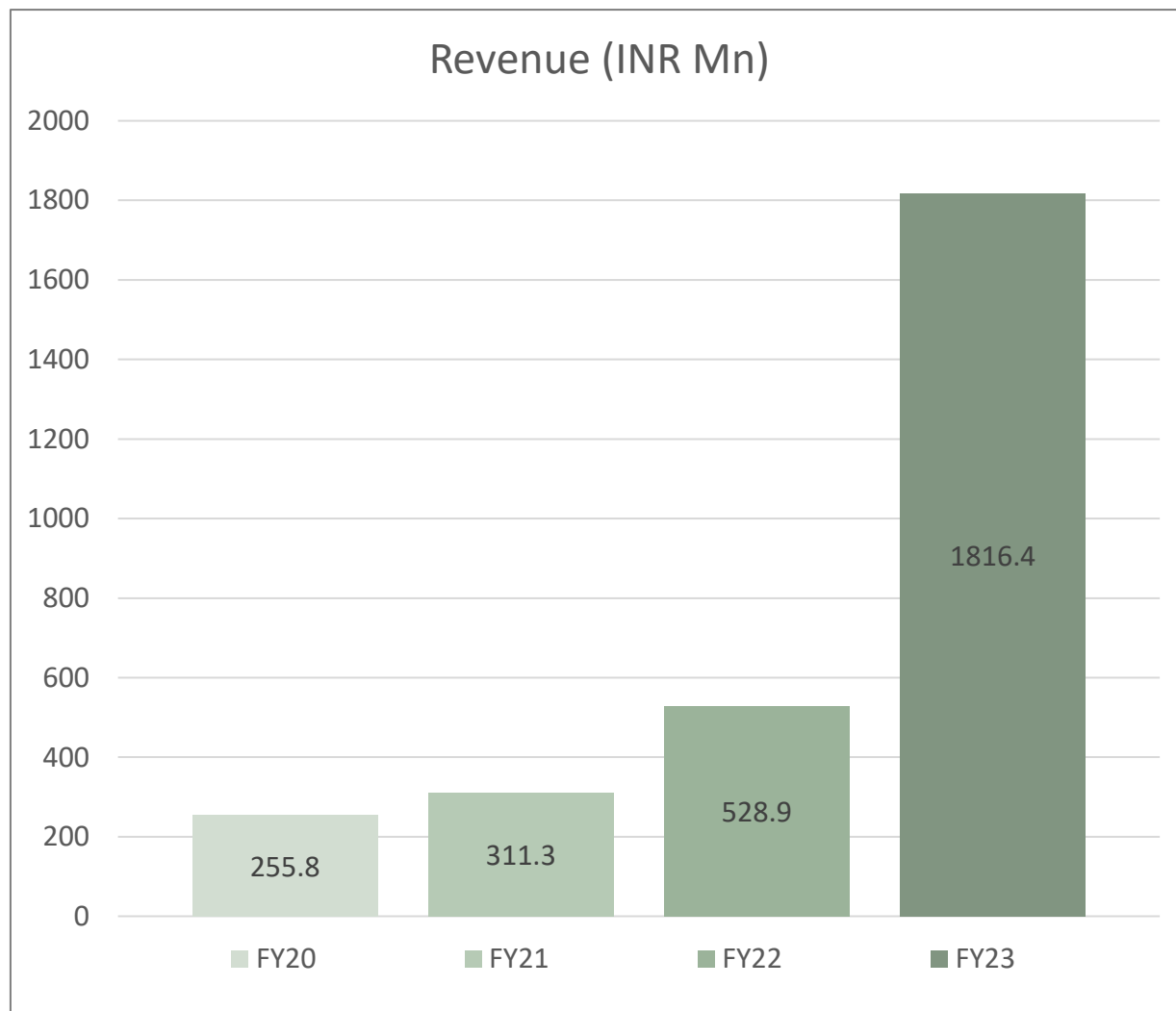
# Annual Balance Sheet (Consolidated)

Particulars (INR Mn)	FY23	FY22
<b>Equity and Liabilities</b>		
<b>Equity</b>		
Equity Share Capital	115.60	115.60
Reserves & Surplus	244.48	187.38
<b>Total Equity</b>	<b>360.08</b>	<b>302.98</b>
<b>Non-Current Liabilities</b>		
Long Term Borrowings	432.64	253.83
Deferred Tax Liabilities (Net)	21.58	14.95
Long Term Provisions	3.22	2.43
Long Term Liabilities	0.56	0.95
<b>Total Non-Current Liabilities</b>	<b>457.99</b>	<b>272.17</b>
<b>Current Liabilities</b>		
Short Term Borrowings	272.09	123.82
Trade Payables	200.22	42.65
Other Current Liabilities	61.31	12.50
Short Term Provisions	6.48	2.85
<b>Total Current Liabilities</b>	<b>540.10</b>	<b>181.82</b>
<b>Total Equity and Liabilities</b>	<b>1358.16</b>	<b>756.97</b>

Particulars (INR Mn)	FY23	FY22
<b>Assets</b>		
<b>Non-Current Assets</b>		
<b>Property, Plant and Equipment &amp; Intangible Assets</b>		
- Property, Plant & Equipment	457.98	264.66
- Capital Work-In-Progress	238.20	41.23
- Goodwill	0.50	0.50
Other Non-Current Assets	45.25	15.46
<b>Total Non-Current Assets</b>	<b>741.92</b>	<b>321.85</b>
<b>Current Assets</b>		
Inventories	232.12	127.01
Trade Receivables	186.34	118.59
Cash & Cash Equivalents	3.51	7.65
Short Term Loans & Advances	171.68	162.47
Other Current Assets	22.59	19.40
<b>Total Current Assets</b>	<b>616.24</b>	<b>435.12</b>
<b>Total Assets</b>	<b>1358.16</b>	<b>756.97</b>



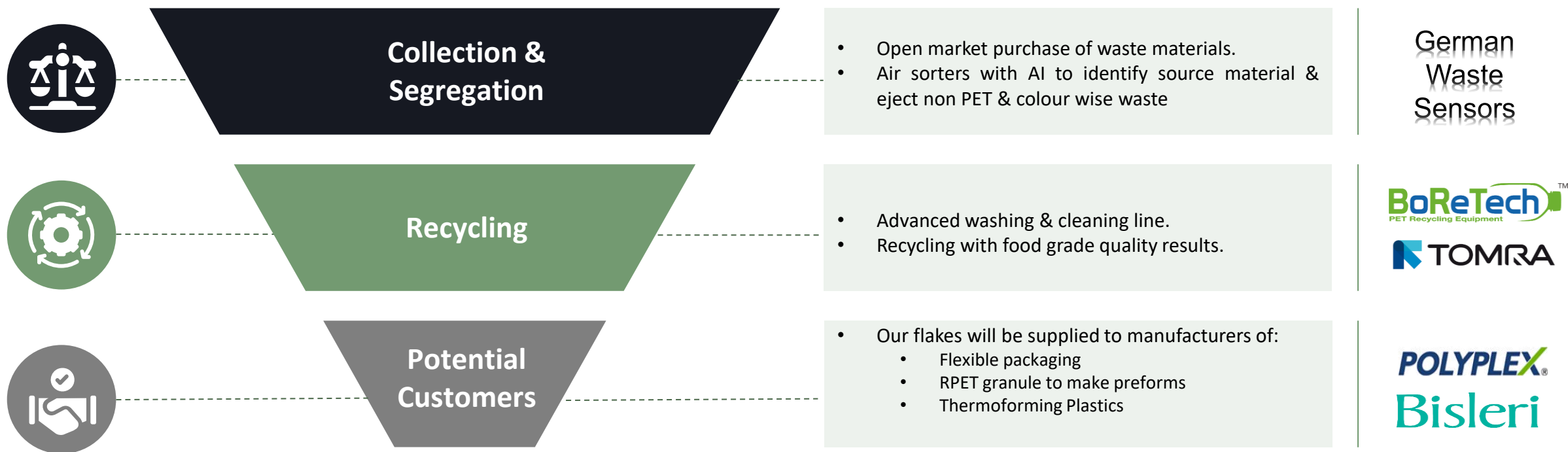
# Performance Charts (Consolidated)





# Proposed Business Structure

Our business model focuses on waste management and washing services. In accordance with the Latest Plastic Waste Management (Amendment) Rules, 2022, the company now seeks to address growing demand for PET Flakes.



# Way Forward

New Units being set up in Assam & Telangana increasing the capacity by 78% i.e., additional 1680 million caps per annum.

Manufacturing capacity of shrink films shall be 2x after planned installation of new machinery reaching 4800 tonnes per annum.

Capacity Expansion  
New Manufacturing Units

Backward integration will lead the company towards inhouse manufacturing of raw materials' requirements.

Proposed set up of collection centres of waste PET bottles will improve the quality of raw materials and achieve reduction in cost price & boosting up the profits.

Backward Integration  
Recycling Process

Apart from using RPET Flakes & RPET Chips/ Granules for inhouse consumption, it will be supplied to other players of the industry adding to the revenue of the company.

Preforms & Bottle handles of different dimensions, printed bottle labels are new products proposed to be manufactured, will make Cool Caps Industries Limited one stop solution for beverage packaging and a preferred supplier.

Forward Integration  
New Products



CAGR  
+25%





# THANK YOU

For further details kindly contact

**KAPTIFY<sup>®</sup> Consulting**

Strategy & Investor Relations | Consulting

Tel: +91-845 288 6099 | Email: [contact@kaptify.in](mailto:contact@kaptify.in)

[www.kaptify.in](http://www.kaptify.in)

---